


**HOUSING AND COMMUNITY DEVELOPMENT**



**KANSAS  
CITY**

**HOUSING AND COMMUNITY DEVELOPMENT**



# ZERO KC

# ZERO KC

## CREATED IN COLLABORATION WITH

- **Houseless Task Force:** Ryana Parks-Shaw, Marqueeia Watson, Stephanie Boyer, Eric Bunch, Marc Canovi, Shannon Dooley, Joshua Henges, Michael Latta, Teresa Loar, Edwin Lowndes, Sean O'Byrne, Becky Poitras, Jaysen Vansickle, Anton Washington
- City of Kansas City, Missouri
- Dr. Anne Williamson, Community Analytics
- Nearly 200 service providers
- Individuals with lived experience



# ZERO KC

**Zero KC is a strategic plan that will be used to provide critical policy and program guidance not only for city government, but also for Continuums of Care (CoCs) responsible for coordinating most of the federal homeless funding in Kansas City and a wide array of community organizations dedicated to ending homelessness.**



ZERO KC

**THE CURRENT  
STATE OF  
HOMELESSNESS**



**ZERO KC**

# Community Needs Assessment Summary

- Unsheltered: 711 persons
- Extremely low income (ELI) renters with severe housing cost burden: 62.6%
- Gap of 27,563 affordable and available rental units for ELI renters
- Greater collaboration
- Hygiene facilities
- Additional shelter space
- Wrap-Around services
- Nonprofit staffing
- Increase in affordable rental units
- Prevention services
- More funding sources to leverage federal dollars



# ZERO KC

## SWOT Analysis

### STRENGTHS

- Array of service providers
- Permanent housing arrangements tend to stay in place once attained
- Willingness to take on homelessness

### OPPORTUNITIES

- Affordable housing
- Increase funding effectiveness
- Shelter space
- Wrap-Around services
- Increase service provider staffing
- Increase accountability through the Unified Funding Agency model
- New revenue efforts and philanthropy

### WEAKNESSES

- Long wait for housing
- Lack of affordable housing
- Need for improvement in collaboration
- City staffing needs
- Service provider staffing needs

### THREATS

- Economic threats such as recessions, natural disasters and pandemics

# ZERO KC

## Housing Inventory And Needs

|   | Total Current Units | Projected Need | Gap |
|---|---------------------|----------------|-----|
| Emergency Housing   | 425                 | 500            | 75  |
| Bridge Housing  | 39                  | 75             | 36  |
| Transitional Housing (TH)                                       | 511                 | 511            | 0   |
| Shared Housing  | 0                   | 150            | 150 |
| Permanent Supportive Housing (PSH)                              | 1610                | 1800           | 190 |
| Rapid Rehousing- (All Populations)                              | 375                 | 500            | 125 |
| Family Dedicated RRH  | 55                  | 300            | 245 |
| Youth Dedicated RRH   | 34                  | 200            | 166 |
| Youth Dedicated PSH   | 15                  | 50             | 35  |
| RRH- Single Adults (Includes SSVF Program for Veteran Families) | 294                 | 425            | 131 |

Data collected from Point-in-Time count and does not reflect all housing resources available.



# Point In Time Data

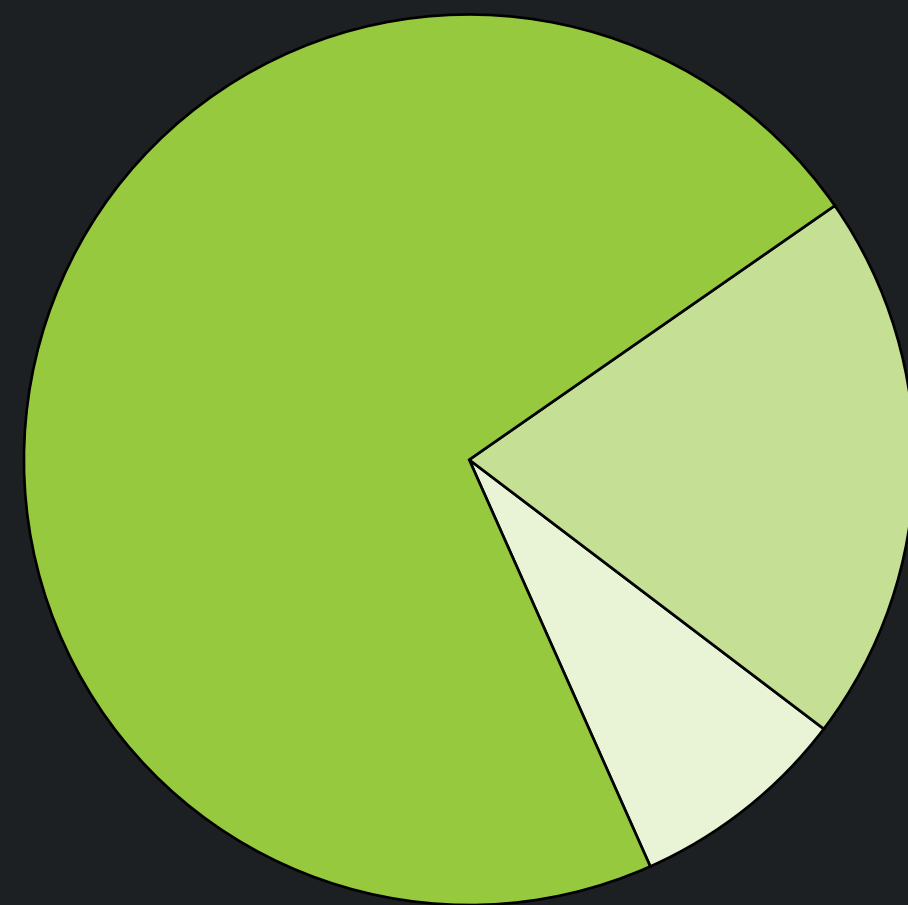
| Total Population  |      |      |      |      |
|-------------------|------|------|------|------|
|                   | 2019 | 2020 | 2021 | 2022 |
| Unsheltered       | 243  | 443  | 408  | 711  |
| Emergency Shelter | 1189 | 848  | 552  | 386  |
| Transitional      | 431  | 442  | 453  | 469  |

\*\*Data collected for Jackson County, Missouri



# ZERO KC THE CURRENT STATE OF HOMELESSNESS

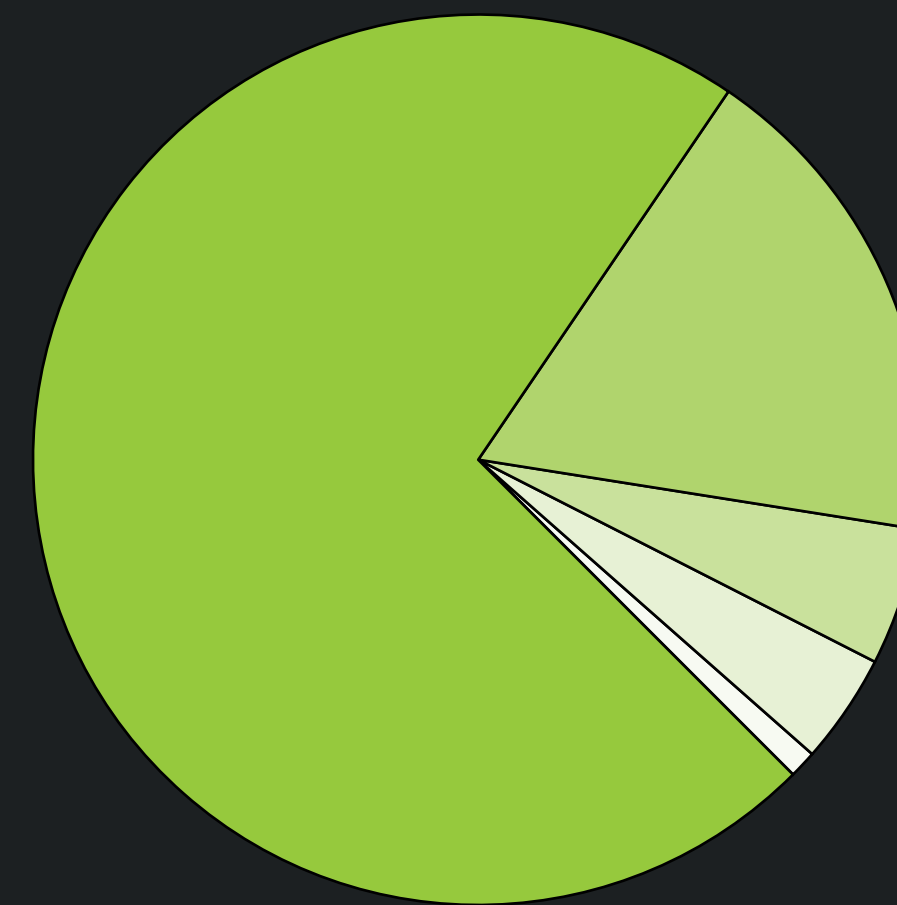
## Emergency Rental Assistance Program Household Data



**72% HOUSEHOLDS**  
below 30% AMI

**20% HOUSEHOLDS**  
30-50% AMI

**8% HOUSEHOLDS**  
50-80% AMI



**72%** Black or African American

**18%** White

**4%** Mixed

**1%** American Indian/Asian/  
Pacific Islander

**\$31,244,183**

Expended to date

**6,329**

Unique Households

**8.92**

Average Months  
of Assistance

# ZERO KC

## Focus group summary results

*Six stakeholder meetings, three focus groups, and twenty street outreach interviews were held to facilitate participation by stakeholder organization representatives. The meeting results included five themes. These themes were expressed as community needs and appear below:*

- 1) Need for wrap-around services for unhoused persons
- 2) Need for funding for staff positions
- 3) Need for shelter and housing options that do not require sobriety
- 4) Need for more housing units
- 5) Need to increase inclusivity for members of the LGBTQ+ community, including sensitivity to language used by service provider staff and issues impacting this population



ZERO KC

# ZERO KC

A PLAN FOR ENDING  
HOMELESSNESS  
IN KANSAS CITY

*Housing first,  
but not  
housing only.*



**ZERO KC**

# FIVE PILLARS

**A commitment to end homelessness begins with these 5 pillars.**



# ZERO KC FIVE PILLARS



**1. Living outside is dangerous.**



**2. Kansas City needs more housing.**



**3. Wrap-Around services are critical.**



**4. One size does not fit all.**



**5. Solving homelessness requires investment.**



## 1. Living outside is dangerous.

**ACTION:** *Decommission existing encampments, promote health, safety and quality of life for all and quickly re-house individuals who live unsheltered*

- 1) Expand capacity and increase access to existing shelter beds, create new low-barrier emergency shelter
- 2) Increase street outreach, hygiene services and transportation
- 3) Utilize a coordinated effort of community partners
- 4) Provide wrap-around supports
- 5) Ensure that community spaces are safe and welcoming





## **2. Kansas City needs more housing.**

**ACTION:** *Increase affordable housing stock and focus on housing stability*

- 1) Invest in high-quality, deeply affordable housing
- 2) Pursue ambitious housing production and preservation projects
- 3) Address housing instability amongst high-risk subpopulations







## 3. Wrap-Around services are critical.

**ACTION:** *Invest in high quality, equitable, evidence-informed housing solutions, and wrap-around services*

- 1) Build a more equitable, efficient, and effective housing system
- 2) Increase accountability amongst service providers
- 3) Increase the capacity of supportive housing programs
- 4) Provide a broad range of support





## 4. One size does not fit all.

**ACTION:** *Examine the needs of marginalized groups and underserved populations*

- 1) Enhance youth-specific programs;
- 2) Eliminate the “revolving door” where persons exiting permanent housing fall into homelessness, jail, institutions and/or other adjacent systems
- 3) Meaningfully include persons impacted by homelessness in planning, implementation and decision-making, especially high-risk communities and subpopulations (e.g., LGBTQIA, youth, single women, persons with justice involvement, and seniors)



## 5. Solving homelessness requires investment.

**ACTION:** *Maximize funding opportunities and implement creative solutions*

- 1) Ensure efficient use of community resources
- 2) Minimize duplication of effort
- 3) Align performance standards and requirements between local and federal funding sources
- 4) Explore new ideas, programs, and funding mechanisms
- 5) Evaluate the social return on investments
- 6) Use evaluation to make funding decisions



ZERO KC

**PRIORITY  
PROJECTS**



# ZERO KC PRIORITY PROJECTS

1. Low Barrier Emergency Shelter

2. Enact encampment strategy

3. Increase street outreach presence

4. Align Continuum of Care with environmental, social, and governance programs

5. Repeatable extreme weather plan

6. Increase cross-system collaboration

7. Engage neighborhoods and business communities

**ZERO** KC

*We can  
solve this!*



**ZERO KC**

# NEXT STEPS

## **Listening Sessions**

**SEPTEMBER 24TH** 9 - 11 a.m.  
South Patrol (Multipurpose Center)

**SEPTEMBER 26TH** 5 - 7 p.m.  
Northland Neighborhoods, Inc.  
(Raymond R. Brock Jr. Hall)

**SEPTEMBER 28TH** 5 - 7 p.m.  
MOHART (Auditorium)

