


C01	C02	C03	C04	96-STRANDS	96-STRANDS
C01	C02	C03	C04	C05	C06
FUTURE	FUTURE	FUTURE	FUTURE	<b>ZONE 1</b> IDF 11 IDF 12	<b>ZONE 2</b> IDF 8 IDF 9



A01	A02	A03	A04	A05	A06
KCAD					

# DATA CENTER CABINET LAYOUT

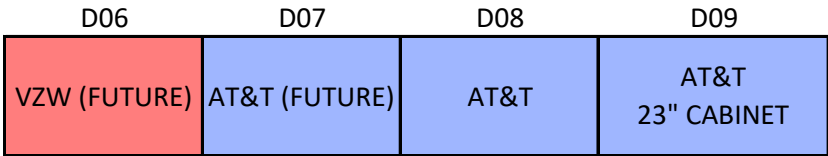
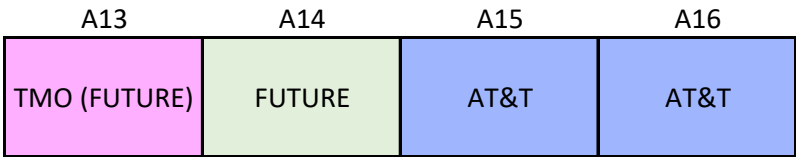

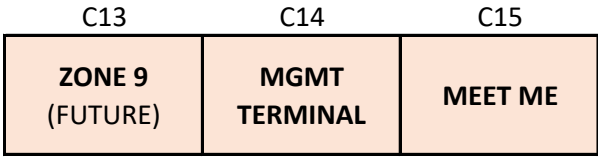
96-STRANDS		96-STRANDS		96-STRANDS		96-STRANDS		96-STRANDS			
C07		C08		C09		C10		C11		C12	
<b>ZONE 3</b>		<b>ZONE 4</b>		<b>ZONE 5</b>		<b>ZONE 6</b>		<b>ZONE 7</b>		<b>ZONE 8</b>	
IDF 7		IDF 4		IDF 5		IDF 3		IDF 1		GARAGE	
IDF 10		IDF 6		MDF 1		MDF 2		IDF 2			

UPS											
-----	--	--	--	--	--	--	--	--	--	--	--

A07		A08		A09		A10		A11		A12	
				TMO		TMO		TMO		TMO	

D01		D02		D03		D04		D05	
VZW 23" CABINET		VZW		VZW		VZW		VZW	

NOTE: D09 should be aligned wit



h A16 (South side) to allow adequate clearance from the wall.