



File #: 220199

COMMITTEE SUBSTITUTE FOR ORDINANCE NO. 220199

Submitting the Annual Budget of the City for the Fiscal Year 2022-23; establishing on the books of the City the Community Policing and Prevention Fund (Fund No. 1200); estimating the revenues for the fiscal year; appropriating for the purposes stated the sums set forth in the budget; directing the Director of Finance to make the necessary entries upon the City’s records to show the appropriations and allocations provided for; authorizing inter- fund loans; and electing to establish a budget adoption deadline pursuant to Section 805(i) of the City Charter.

WHEREAS, Section 805 of the City Charter requires the City Council to adopt an annual budget and, as adopted, the budget constitutes an appropriation of the amount for the purposes stated as the appropriation and authorization of the amount to be raised by taxation for the purposes of the City, plus any unencumbered balance from previous years;

WHEREAS, the City Council has reviewed this budget and held public hearings; NOW, THEREFORE,

BE IT ORDAINED BY THE COUNCIL OF KANSAS CITY:

Section 1. That the budget now on file in the office of the City Clerk and identified by the Clerk as Document No. 220199 is hereby adopted as the annual budget of the City of Kansas City, for the Fiscal Year 2022-23, with the additions and reductions as shown on the following:

- Amendment A – Administrative Changes
- Amendment B – Program Changes
- Amendment D – Community Policing and Prevention Fund Changes Pursuant to Ordinance 220216

Section 2. That the Director of Finance shall establish on the books of the City the following funds:

1200 Community Policing and Prevention Fund

Section 3. That the detailed estimated revenues of the City for the ensuing Fiscal Year 2022-23 are as set forth in said budget in Schedules VIII, X, XI, XII, XIII and XIV.

Section 3. That by adoption of said annual budget, there are hereby appropriated for the purposes stated herein the sums set forth in Schedules II, III, IV and V. The sums hereby appropriated are set out in detail in Schedules X, XI, XII, XIII and XIV, inclusive, by activity accounts, and the total sum appropriated for each such account is divided in the following classifications, as

applicable, thereof, to-wit: (a) Personal Services, (b) Contractual Services, (c) Commodities, (e) Capital Outlay, (f) Pass Through Payments, and (g) Debt Service.

Section 4. That requisitions for encumbrances against and the payment of money out of the various appropriations described in this ordinance shall be made by those officers and employees of the City and by those persons or boards whose titles are set out opposite the designation of the departments, offices, and purposes to or for which appropriations have been made, respectively, as set forth in the following schedule:

Schedule for Appropriation

Department or Activity	Requisitioning Authority	Submitted Appropriation	Amendments and PIAC Distribution	Adopted Budget
General Fund		573,456,215	2,189,871	575,646,086
Mayor and City Council	At Large District 1 Councilperson	12,797	-	12,797
	At Large District 2 Councilperson	12,328	-	12,328
	At Large District 3 Councilperson	11,230	-	11,230
	At Large District 4 Councilperson	11,443	-	11,443
	At Large District 5 Councilperson	12,633	-	12,633
	At Large District 6 Councilperson	11,759	-	11,759
	In District 1 Councilperson	11,102	-	11,102
	In District 2 Councilperson	11,372	-	11,372
	In District 3 Councilperson	12,278	-	12,278
	In District 4 Councilperson	10,822	-	10,822
	In District 5 Councilperson	12,603	-	12,603
	In District 6 Councilperson	12,754	-	12,754
	Mayor	2,442,418	114,388	2,556,806

	Mayor Pro Tem	2,538,063	(288)	2,537,775
Board of Election Commissioner	Director of Finance	3,843,000	-	3,843,000
City Auditor	City Auditor	1,227,520	353	1,227,873
City Clerk	City Clerk	818,751	11,075	829,826
City Planning and Development	Director of City Planning and Development	2,257,098	(12,774)	2,244,324
	Director of Finance (Debt)	752,003	-	752,003
Contingent Appropriation	City Manager	5,850,537	-	5,850,537
Finance	Director of Finance	14,787,932	34,232	14,822,164
	Director of Finance (Debt)	1,772,318	-	1,772,318
	Director of Finance (Transfers)	69,792,189	595,382	70,387,571
Fire	Director of Fire/ Fire Chief	151,620,312	1,877,408	153,497,720
Human Resources	Director of Finance (Debt)	107,200	-	107,200
	Director of Human Resources	5,049,973	(13,569)	5,036,404
Law	City Attorney	6,012,589	(98,781)	5,913,808
Municipal Court	Administrator of the Municipal Court	14,463,144	(4,972,479)	9,490,665
Neighborhoods	Director of Finance (Debt)	2,592,998	-	2,592,998
	Director of Public Works	1,016	-	1,016
	Director of Neighborhoods	19,541,088	(765,498)	18,775,590
Office of the City Manager	City Manager	5,584,864	6,409,368	11,994,232
	Mayor	155,000	-	155,000
Parks and Recreation	Board of Parks and Recreation Commissioners	412,809	194	413,003
Police	Board of Police Commissioners	191,163,327	1	191,163,328
Public Works	Director of Finance (Debt)	2,007,231	214,790	2,222,021

	Director of Public Works	34,580,758	(1,640,188)	32,940,570
General Services	Director of Finance (Debt)	2,062,875	-	2,062,875
	Director of General Services	26,829,405	71,039	26,900,444
	Director of Civil Rights and Equal Opportunity	-	350,000	350,000
Housing and Community Development	Director of Housing and Community Development	3,011,635	27,375	3,039,010
Civil Rights and Equal Opportunity	Director of Civil Rights and Equal Opportunity	2,035,041	(12,157)	2,022,884
General Fund - Community Policing and Prevention Fund		33,360,919	-	33,360,919
Police	Board of Police Commissioners	33,360,919	-	33,360,919
Capital Improvements		76,821,560	4,960,261	81,781,821
City Planning and Development	Director of City Planning and Development	-	81,000	81,000
Convention and Entertainment Facilities	Director of Convention and Entertainment Facilities	-	2,802,225	2,802,225
Finance	Director of Finance	28,118,834	(24,741,401)	3,377,433
	Director of Finance (Debt)	1,102,200	-	1,102,200
Neighborhoods	Director of Neighborhoods	-	350,000	350,000
Office of the City Manager	City Manager	228	-	228
Parks and Recreation	Director of Finance (Debt)	1,210,587	-	1,210,587
	Board of Parks and Recreation Commissioners	4,787,138	5,242,352	10,029,490
Public Works	Director of Finance (Debt)	7,663,896	-	7,663,896
	Director of Public Works	23,365,734	19,390,208	42,755,942
Water Services	Director of Water Services	-	1,232,000	1,232,000
General Services	Director of General Services	10,231,480	606,657	10,838,137
Civil Rights and Equal Opportunity	Director of Civil Rights and Equal Opportunity	341,463	(2,780)	338,683
Convention And Sports Complex		26,960,366	-	26,960,366

Convention and Entertainment Facilities	Director of Finance (Debt)	295,661	-	295,661
Convention and Tourism	Director of Convention and Entertainment Facilities	2,000,000	-	2,000,000
Finance	Director of Finance (Debt)	24,664,705	-	24,664,705
<i>Downtown Arena Project Fund</i>		15,368,937	-	15,368,937
City Planning and Development	Director of City Planning and Development	200,000	-	200,000
Convention and Entertainment Facilities	Director of Convention and Entertainment Facilities	125,000	-	125,000
Convention and Tourism	Director of Convention and Entertainment Facilities	912,339	-	912,339
Finance	Director of Finance (Debt)	14,131,598	-	14,131,598
<i>Downtown Redevelopment District Debt</i>		20,700,253	-	20,700,253
City Planning and Development	Director of Finance (Debt)	480,420	-	480,420
Finance	Director of Finance (Debt)	20,219,833	-	20,219,833
<i>G.O. Recovery Zone Bonds</i>		2,969,950	-	2,969,950
Finance	Director of Finance (Debt)	2,969,950	-	2,969,950
<i>General Debt And Interest</i>		57,825,254	-	57,825,254
Finance	Director of Finance	800,847	-	800,847
	Director of Finance (Debt)	54,474,369	-	54,474,369
	Director of Finance (Transfers)	2,550,038	-	2,550,038
<i>STIF Brush Creek-Blue Pkwy Town Center</i>		1,059,336	-	1,059,336
Finance	Director of Finance (Debt)	1,059,336	-	1,059,336
<i>STIF East Village</i>		3,308,136	-	3,308,136
Finance	Director of Finance (Debt)	3,308,136	-	3,308,136
<i>STIF Hotel President</i>		1,541,863	-	1,541,863
Finance	Director of Finance (Debt)	1,541,863	-	1,541,863

<i>STIF Linwood Shopping Center</i>		2,005,479	-	2,005,479
Finance	Director of Finance (Debt)	1,346,039	-	1,346,039
Housing	Director of Housing and Community Development	659,440	-	659,440
<i>TIF Special Allocation</i>		1,205,656	-	1,205,656
Finance	Director of Finance (Debt)	1,205,656	-	1,205,656
<i>Arterial Street Impact Fee</i>		78,435	-	78,435
City Planning and Development	Director of City Planning and Development	72,015	-	72,015
Finance	Director of Finance (Transfers)	6,420	-	6,420
<i>Assessment and Triage Center Fund</i>		1,000,000	-	1,000,000
Municipal Court	Administrator of the Municipal Court	1,000,000	-	1,000,000
<i>Central City Sales Tax</i>		11,221,715	463,185	11,684,900
Finance	Director of Finance (Transfers)	13,150	-	13,150
Housing	Director of Housing and Community Development	11,208,565	463,185	11,671,750
<i>Community Development Funds</i>		8,730,331	-	8,730,331
Neighborhoods	Director of Finance (Debt)	471,105	-	471,105
	Director of Neighborhoods	330,000	-	330,000
Housing	Director of Housing and Community Development	7,800,000	-	7,800,000
Civil Rights and Equal Opportunity	Director of Civil Rights and Equal Opportunity	129,226	-	129,226
<i>Convention and Tourism</i>		53,301,356	283,201	53,584,557
Convention and Entertainment Facilities	Director of Convention and Entertainment Facilities	18,328,737	123,201	18,451,938
Convention and Tourism	Director of Convention and Entertainment Facilities	7,745,133	10,000	7,755,133
Finance	Director of Finance (Transfers)	26,593,207	-	26,593,207
Neighborhoods	Director of Neighborhoods	200,000	150,000	350,000

Office of the City Manager	City Manager	434,279	-	434,279
Convention Hotel Catering		9,268,336	(574,160)	8,694,176
Convention and Entertainment Facilities	Director of Finance (Debt)	8,755,599	(574,160)	8,181,439
Finance	Director of Finance (Transfers)	512,737	-	512,737
Development Services		15,676,777	243,528	15,920,305
City Planning and Development	Director of City Planning and Development	13,582,451	240,196	13,822,647
Finance	Director of Finance	47,577	3,332	50,909
	Director of Finance (Transfers)	725,158	-	725,158
Neighborhoods	Director of Neighborhoods	25,215	-	25,215
General Services	Director of Finance (Debt)	627,376	-	627,376
	Director of General Services	669,000	-	669,000
Domestic Violence Grant Fund		573,386	-	573,386
Law	City Attorney	516,377	-	516,377
Municipal Court	Administrator of the Municipal Court	57,009	-	57,009
Domestic Violence Shelters Fund		260,000	-	260,000
Law	City Attorney	12,993	-	12,993
Housing	Director of Housing and Community Development	247,007	-	247,007
Economic Development		5,405,851	(21,211)	5,384,640
Finance	Director of Finance	958,335	(6,769)	951,566
Law	City Attorney	155,463	2,016	157,479
Neighborhoods	Director of Neighborhoods	601,819	(2,508)	599,311
Office of the City Manager	City Manager	3,567,992	(10,291)	3,557,701
Civil Rights and Equal Opportunity	Director of Civil Rights and Equal Opportunity	122,242	(3,659)	118,583

<i>Fire Sales Tax</i>		21,602,132	842,266	22,444,398
Finance	Director of Finance (Transfers)	320,556	-	320,556
Fire	Director of Finance (Debt)	-	842,266	842,266
	Director of Fire/ Fire Chief	19,860,452	-	19,860,452
General Services	Director of General Services	1,421,124	-	1,421,124
<i>Golf Operations</i>		6,794,039	452,722	7,246,761
Finance	Director of Finance (Debt)	591,639	-	591,639
	Director of Finance (Transfers)	59,054	-	59,054
Parks and Recreation	Director of Finance (Debt)	311,352	106,553	417,905
	Board of Parks and Recreation Commissioners	5,831,994	346,169	6,178,163
<i>Governmental Grants Fund</i>		7,375,059	-	7,375,059
Health	Director of Health	7,375,059	-	7,375,059
<i>Health</i>		67,625,662	41,624	67,667,286
Mayor and City Council	Mayor	174,000	-	174,000
Finance	Director of Finance	1,018,000	-	1,018,000
	Director of Finance (Transfers)	15,733,071	-	15,733,071
Health	Director of Health	16,509,736	42,033	16,551,769
Health and Medical Care	Director of Finance (Debt)	152,275	-	152,275
	Director of Health	31,522,965	(1,812)	31,521,153
Office of the City Manager	City Manager	469,477	1,403	470,880
Police	Board of Police Commissioners	590,071	-	590,071
General Services	Director of General Services	1,456,067	-	1,456,067
<i>Health Dept Building Fund</i>		50,125	-	50,125

Finance	Director of Finance (Debt)	50,125	-	50,125
HOME Investment		2,300,000	-	2,300,000
Housing	Director of Housing and Community Development	2,300,000	-	2,300,000
Homesteading Authority		200,609	-	200,609
Housing	Director of Housing and Community Development	200,609	-	200,609
Housing Oppor for Persons With Aids		2,005,951	-	2,005,951
Health	Director of Health	2,005,951	-	2,005,951
Housing Violation Fund		356,923	9,508	366,431
Municipal Court	Administrator of the Municipal Court	260,734	8,394	269,128
Neighborhoods	Director of Neighborhoods	96,189	1,114	97,303
HUD Lead-Based Paint Grant		1,134,685	-	1,134,685
Health	Director of Health	1,134,685	-	1,134,685
Inmate Security		551,952	-	551,952
Municipal Court	Administrator of the Municipal Court	551,567	-	551,567
Neighborhoods	Director of Neighborhoods	385	-	385
Justice Assistance Grant		67,003	-	67,003
Neighborhoods	Director of Neighborhoods	67,003	-	67,003
KCATA Sales Tax		30,969,972	1,312,722	32,282,694
Finance	Director of Finance (Transfers)	5,805	-	5,805
Transportation Authorities	Director of Public Works / Director of Transportation	30,964,167	1,312,722	32,276,889
Land Bank		2,347,944	(1,677)	2,346,267
Neighborhoods	Director of Neighborhoods	195,610	-	195,610
Public Works	Director of Public Works	1,635,000	-	1,635,000

Housing	Director of Housing and Community Development	517,334	(1,677)	515,657
Liberty Memorial Trust Fund		49,582	-	49,582
Parks and Recreation	Board of Parks and Recreation Commissioners	49,582	-	49,582
Love Thy Neighbor Fund		25,000	-	25,000
Neighborhoods	Director of Neighborhoods	25,000	-	25,000
Municipal Court Building Fund		285,000	-	285,000
Finance	Director of Finance (Transfers)	115,180	-	115,180
Municipal Court	Director of Finance (Debt)	169,820	-	169,820
Museum		1,905,322	-	1,905,322
Finance	Director of Finance	34,500	-	34,500
	Director of Finance (Transfers)	37,084	-	37,084
Parks and Recreation	Director of Finance (Debt)	422,345	-	422,345
	Board of Parks and Recreation Commissioners	1,411,393	-	1,411,393
Neighborhood Grants		1,073,149	-	1,073,149
Housing	Director of Housing and Community Development	1,073,149	-	1,073,149
Neighborhood Tourist Development		1,776,967	2,888	1,779,855
Convention and Tourism	Director of Convention and Entertainment Facilities	1,699,734	-	1,699,734
Neighborhoods	Director of Neighborhoods	77,233	2,888	80,121
Parking		8,443,890	2,151	8,446,041
Police	Board of Police Commissioners	605,105	-	605,105
Public Works	Director of Finance (Debt)	1,933,021	6,078	1,939,099
	Director of Public Works	5,905,764	(3,927)	5,901,837
Parks and Recreation		48,007,768	725,691	48,733,459

Finance	Director of Finance (Debt)	1,165,982	-	1,165,982
	Director of Finance (Transfers)	2,022,621	-	2,022,621
Parks and Recreation	Director of Finance (Debt)	922,599	-	922,599
	Board of Parks and Recreation Commissioners	43,896,566	725,691	44,622,257
Performing Arts Center Garage		10,009,407	-	10,009,407
Convention and Tourism	Director of Finance (Debt)	9,460,251	-	9,460,251
Public Works	Director of Public Works	549,156	-	549,156
Police Drug Enforcement		3,346,952	-	3,346,952
Police	Board of Police Commissioners	3,346,952	-	3,346,952
Police Grant		11,977,581	-	11,977,581
Police	Board of Police Commissioners	11,977,581	-	11,977,581
Probation Fund		567,004	(2,276)	564,728
Municipal Court	Administrator of the Municipal Court	567,004	(2,276)	564,728
Public Mass Transportation		37,838,778	(20,006)	37,818,772
Finance	Director of Finance (Transfers)	2,862,305	-	2,862,305
Office of the City Manager	City Manager	128	-	128
Public Works	Director of Public Works	5,392,403	(20,006)	5,372,397
Transportation Authorities	Director of Public Works / Director of Transportation	29,583,942	-	29,583,942
Public Safety Sales Tax		20,252,502	(250,000)	20,002,502
Finance	Director of Finance (Debt)	4,410,286	-	4,410,286
	Director of Finance (Transfers)	10,479,400	-	10,479,400
Office of the City Manager	City Manager	950,000	(250,000)	700,000
Police	Board of Police Commissioners	3,200,000	-	3,200,000

General Services	Director of General Services	1,212,816	-	1,212,816
<i>Ryan White HIV/AIDS</i>		4,865,128	-	4,865,128
Health	Director of Health	4,865,128	-	4,865,128
<i>Specialty Court Fund</i>		300,705	(4,253)	296,452
Municipal Court	Administrator of the Municipal Court	300,705	(4,253)	296,452
<i>Strategic Neighborhoods</i>		444,610	-	444,610
Finance	Director of Finance (Debt)	307,610	-	307,610
Housing	Director of Housing and Community Development	137,000	-	137,000
<i>Street Car</i>		27,546,673	(835)	27,545,838
Public Works	Director of Finance (Debt)	20,572,330	-	20,572,330
	Director of Public Works	270,437	(835)	269,602
Transportation Authorities	Director of Public Works / Director of Transportation	6,703,906	-	6,703,906
<i>Street Maintenance</i>		51,307,118	626,913	51,934,031
Finance	Director of Finance (Transfers)	1,776,778	-	1,776,778
Neighborhoods	Director of Neighborhoods	65	-	65
Office of the City Manager	City Manager	113,087	1,537	114,624
Parks and Recreation	Director of Finance (Debt)	25,909	-	25,909
	Board of Parks and Recreation Commissioners	1,972,723	21,742	1,994,465
Public Works	Director of Finance (Debt)	2,079,352	-	2,079,352
	Director of Public Works	43,602,861	603,634	44,206,495
Water Services	Director of Water Services	759,990	-	759,990
General Services	Director of Finance (Debt)	714,631	-	714,631
	Director of General Services	261,722	-	261,722

American Rescue Plan		94,720,105	2,668,083	97,388,188
Convention and Entertainment Facilities	Director of Convention and Entertainment Facilities	2,802,225	(2,802,225)	0
Finance	Director of Finance	15,068,226	(6,429,692)	8,638,534
	Director of Finance (Transfers)	12,750,000	-	12,750,000
Fire	Director of Fire/ Fire Chief	41,133,550	(2,600,000)	38,533,550
Health	Director of Health	3,607,359	(1,000,000)	2,607,359
Neighborhoods	Director of Public Works	-	-	0
	Director of Neighborhoods	3,000,000	15,500,000	18,500,000
Parks and Recreation	Board of Parks and Recreation Commissioners	-	-	0
Police	Board of Police Commissioners	4,000,000	-	4,000,000
Public Works	Director of Public Works	2,600,000	2,000,000	4,600,000
Water Services	Director of Water Services	2,200,000	-	2,200,000
General Services	Director of General Services	7,558,745	(2,000,000)	5,558,745
Fire Capital Sales Tax		22,239,657	974,563	23,214,220
Fire	Director of Finance (Debt)	12,430,740	974,563	13,405,303
	Director of Fire/ Fire Chief	9,808,917	-	9,808,917
Housing Trust		218,936	(7,135)	211,801
Housing	Director of Housing and Community Development	218,936	(7,135)	211,801
Neighborhood Stabilization Grant		29,079	-	29,079
Housing	Director of Housing and Community Development	29,079	-	29,079
Brownfields Revolving		64,256	-	64,256
City Planning and Development	Director of City Planning and Development	64,256	-	64,256
TOTAL GOVERNMENTAL				

		ACTIVITIES FUNDS	1,412,777,336	14,917,624	1,427,694,960
ENTERPRISE FUNDS					
<i>Aviation</i>			166,235,636	941,997	167,177,633
Aviation	Director of Aviation		159,727,008	924,606	160,651,614
	Director of Finance (Debt)		6,430,329	22,196	6,452,525
Human Relations	Director of Human Relations		78,299	(4,805)	73,494
<i>Customer Facility Charges</i>			6,000,000	-	6,000,000
Aviation	Director of Aviation		6,000,000	-	6,000,000
<i>DEA Drug Forfeiture</i>			75,000	-	75,000
Aviation	Director of Aviation		75,000	-	75,000
<i>Passenger Facility Charge</i>			21,260,494	-	21,260,494
Aviation	Director of Aviation		13,575,000	-	13,575,000
	Director of Finance (Debt)		7,685,494	-	7,685,494
<i>Sewer</i>			247,702,381	971,776	248,674,157
Water Services	Director of Water Services		192,702,381	971,776	193,674,157
	Director of Finance (Debt)		55,000,000	-	55,000,000
<i>Stormwater</i>			15,545,847	236,412	15,782,259
Water Services	Director of Water Services		15,446,807	236,412	15,683,219
	Director of Finance (Debt)		99,040	-	99,040
<i>Water</i>			190,522,205	1,170,343	191,692,548
Water Services	Director of Water Services		150,414,630	1,170,343	151,584,973
	Director of Finance (Debt)		40,107,575	-	40,107,575
		TOTAL	ENTERPRISE		

FUNDS		647,341,563	3,320,528	650,662,091
INTERNAL SERVICE FUNDS				
<i>City Legal Expense Fund</i>		17,197,086	(24,953)	17,172,133
Human Resources	Director of Human Resources	235,519	-	235,519
Law	City Attorney	11,627,917	(24,953)	11,602,964
General Services	Director of General Services	5,333,650	-	5,333,650
<i>Equipment Lease Debt Service</i>		1,421,125	-	1,421,125
Finance	Director of Finance (Debt)	1,421,125	-	1,421,125
<i>Fleet Services</i>		22,232,723	319,431	22,552,154
General Services	Director of Finance (Debt)	377,026	-	377,026
	Director of General Services	21,855,697	319,431	22,175,128
<i>General Services</i>		36,932,316	2,804	36,935,120
General Services	Director of General Services	36,932,316	2,804	36,935,120
<i>Health Care and Wellness</i>		91,184,589	(1,502)	91,183,087
Human Resources	Director of Human Resources	798,395	(1,502)	796,893
General Services	Director of General Services	90,386,194	-	90,386,194
<i>Information Tech Reimb Serv</i>		17,826,074	(2,699)	17,823,375
Human Resources	Director of Human Resources	94,500	-	94,500
General Services	Director of Finance (Debt)	801,425	-	801,425
	Director of General Services	16,930,149	(2,699)	16,927,450
<i>Neighborhood Improvement District</i>		1,804,804	-	1,804,804
Finance	Director of Finance	1,804,804	-	1,804,804
<i>Parks And Rec Working Capital</i>		1,200,000	-	1,200,000

Parks and Recreation	Boards of Parks and Recreation Commissioners	1,200,000	-	1,200,000
<i>Payments in Lieu of Taxes</i>		5,204,110	-	5,204,110
Finance	Director of Finance	3,834,700	-	3,834,700
	Director of Finance (Transfers)	1,369,410	-	1,369,410
<i>Pollution Cntrl Working Cap</i>		3,075,000	-	3,075,000
Water Services	Director of Water Services	3,075,000	-	3,075,000
<i>Solid Waste Working Capital</i>		300,000	-	300,000
Public Works	Director of Public Works	300,000	-	300,000
<i>Water Working Capital</i>		1,050,000	-	1,050,000
Water Services	Director of Water Services	1,050,000	-	1,050,000
<i>Workers Compensation Fund</i>		23,387,925	(5,346)	23,382,579
Law	City Attorney	355,692	1,677	357,369
General Services	Director of General Services	23,032,233	(7,023)	23,025,210
	TOTAL INTERNAL SERVICE FUNDS	222,815,752	287,735	223,103,487
	GRAND TOTAL	2,282,934,651	18,525,887	2,301,460,538

Section 5. That in accordance with Section 806(a)(1) of the City Charter, the Director of Finance is hereby authorized to borrow not to exceed \$350,000,000.00 from any City fund to meet the cash requirements of any other City fund in anticipation of the receipts from revenues, for the Fiscal Year 2022-23. Such borrowings may be in the form of temporary loans made from one current operating fund of the City, including the operating funds of the enterprise funds, to another, provided sufficient money is available for this purpose. Such temporary loans may be made from time to time and at such times and in such amounts as the Director of Finance may deem necessary. However, the aggregate amount of such outstanding loans shall at no time exceed \$350,000,000.00 and at no time shall individually exceed 75% of the estimated revenues of each City fund for the Fiscal Year 2022-23 then outstanding and uncollected.

Section 6. Directing the Director of Public Works to enter into an agreement for \$50,000.00 for litter cleanup for the Keep Kansas City Beautiful Initiative.


Section 7. That all such loans shall be repaid on or before the due date thereof out of the receipts from revenues of the 2022-23 Fiscal Year and shall become due not more than nine months from the date of incurring the same, and in no event beyond the end of the 2022-23 fiscal year.

Section 8. That the Director of Finance is directed to make the necessary entries upon the City's records to show the appropriations and allocations as set forth in this ordinance.

Section 9. That the form of the budget hereby adopted, the estimated revenues therein contained, and the appropriations made by this ordinance as set out in such budget are hereby approved.


Section 10. That pursuant to Section 805(i) of the City Charter, the Council sets March 24, 2022, as the deadline for adoption of the Fiscal Year 2022-23 budget.

I hereby certify that there is a balance, otherwise unencumbered, to the credit of the appropriation to which the foregoing expenditure is to be charged, and a cash balance, otherwise unencumbered, in the treasury, to the credit of the fund from which payment is to be made, each sufficient to meet the obligation hereby incurred.



Tammy L. Queen
Director of Finance



Approved as to form and legality:



Chivonne Scott
Associate City Attorney



Authenticated as Passed


Quinton Lucas, Mayor
Marilyn Sanders, City Clerk

MAR 24 2022

Date Passed